

Ocular Vitrectomy Lens Rings










Journal Reference:
Ophthalmic Surgery and Lasers
Vol. 27, No. 10, p. 891, October 1996



*Landers Rings Designed with:
Maurice B. Landers, III, M.D., Chapel Hill, NC*

*Tano Ring Designed with:
Yasuo Tano, M.D., Osaka, Japan*

*Foxman Ring Designed with:
Brett Foxman, M.D., Northfield, NJ*

Ocular Vitrectomy Lens Rings are designed to be used with Ocular vitrectomy lenses in both the Landers Lens Ring System (OLVS-3 or -3N) and the HRI Lens Set (OLVS-HRI). OPV-R is designed for use with the pediatric sized vitrectomy lenses in the Ocular Pediatric Vitrectomy Lens Set (OPV-S).

	Product Code/ Lens Name	Design
	OFV-4 Foxman Vitrectomy Lens Ring	4 down struts. Requires no sutures. Designed for use with a 25g cannula Technique <ul style="list-style-type: none"> ▪ Place ring on eye. ▪ Mark sclera for the two superior cannulas using the 3 & 4mm markings on the ring. ▪ Remove ring. Insert cannulas. ▪ Replace ring.
	OLV-1 Landers Vitrectomy Lens Ring (Included in set OLVS-3)	Stainless steel ring with two suture down struts.
	OLV-1-TN Landers Tall Notched Vitrectomy Lens Ring (Included in set OLVS-3N)	This stainless steel ring is centered on the cornea. Three notches are designed in the top of the ring for suture placement in the sclera. Height is 3.2mm.
	*OLV-1-IR Landers Irrigating Vitrectomy Lens Ring	Stainless steel ring features an irrigation port. Sutures secure the two struts to the sclera, which allows blood to be irrigated away and keeps the cornea moist.
	*OLV-1-IN Landers Notched Irrigating Lens Ring	Stainless steel ring features an irrigation port. Three notches for sutures in the top of the ring. Height is 3.2mm.
	OLV-1S Landers Silicone Ring	Can be used with any Landers System Lens. It allows the surgeon to change lens positions to obtain the optimum viewing angle. It is useful when using a prismatic lens for peripheral vitrectomy procedures. (4 per pack)
	OLV-1-4P Landers 4 Post Vitrectomy Lens Ring	The Landers 4 Post Vitrectomy Ring consists of a stainless steel ring with an inside diameter of 11.5mm and four posts set at a 30° angle. The posts are 2mm tall and the ring is 3.2mm tall. The new design permits easier scleral depression in the 9:00 and 3:00 regions. Two posts, with space in between, allow compensation for slightly misplaced sutures to easily maintain ring centration on the cornea. Technique <ul style="list-style-type: none"> ▪ The Landers Ring is positioned with the cornea geometrically centered within the ring. ▪ Using a 5.0 Mersilene suture, the suture needle is inserted immediately next to the limbus at the 3:00 and 9:00 position using a single armed suture. ▪ The suture is then cut midway between the 3:00 and 9:00 posts. ▪ The suture is then tied around both posts on each side. ▪ If the sutures are not placed precisely at the 3:00 and 9:00 positions, the ring may become decentered, compromising the view of the retina. ▪ The first suture is tied loosely holding the ring in place. <i>If tied too tightly, the ring will tilt upward and may even flip over.</i> ▪ The second suture is tied tightly in place. ▪ Finally, the first suture is re-tied tightly in place. ▪ If the ring is slightly off center, the knot can be tied over one of the posts rather than both, thus maintaining the centration.

	OPV-R Pediatric Vitrectomy Lens Ring	Smaller version of the OLV-1. <i>(Included in Pediatric Set OPV-S)</i>
	OTN-R Tano Vitrectomy Lens Ring	4 down tabs. Requires only 1 circumferential suture allowing for easy repositioning and removal.

Cleaning & Disinfection

See Cleaning Method 3. *See Cleaning Method 6 for devices with lumens.



2255 116th Ave NE, Bellevue, Washington 98004-3039 USA
 T: 425-455-5200 or 800-888-6616 F: 425-462-6669
 E: contact@ocularinc.com I: www.ocularinc.com

© 2001 Ocular Instruments
 Revised on 2021-06-07 5971J11435